


RTV-X Series

Features

RTV-X1120D



More Powerful 24.8 hp Kubota Diesel Engine

For jobs that require extra acceleration and climbing power, the RTV-X1120D is the obvious choice. It packs Kubota's proven 24.8 HP diesel engine, which provides a top speed of 29 mph and plenty of hill-climbing power.




VHT-X Variable Hydraulic Transmission with Oil Cooler

Kubota has more experience in variable hydraulic transmissions than any other Utility Vehicle manufacturer. Kubota's advanced VHT-X offers a wide torque band and large oil coolers that boost performance and durability.



Half Doors

Half doors on the driver and passenger sides help keep out the dirt, brush, and other external objects, while letting you enter and exit with ease.



3-Point Seat Belts

With the RTV-X1120D's increased speed comes increased dynamic loads; so you and your passenger are strapped in with three-point seatbelts.



Alloy Wheels

You'll travel in style with these good-looking, machine-polished alloy wheels.* Clear Coating helps keep them bright and shiny.

*Realtree AP Camo model features black alloy wheels with polished outer surfaces.

RTV-X Series

Features

RTV-X1120D



Sculpted, Blue Tinted Headlights

Bright and far-reaching halogen headlights with adjustable optical axis provide plenty of light for driving in dim-light conditions. Sculpted and tinted blue, these handsome lights add a touch of class to the RTV-X1120D's distinctive styling.



In-Line 2-speed Shifter (L-H-N-R)

You'll shift less often and maintain better control, thanks to new transmission gearing with just two forward speeds (high and low), plus neutral, and reverse.



Limited-Slip Front Differential

True 4-wheel drive with a limited-slip front differential and a locking rear differential help reduce wheel spin to a minimum, giving you greater control and a smoother ride on rough or muddy terrain.



Dynamic Braking

You'll feel more secure, especially when traveling down long inclines, knowing that dynamic braking is providing additional braking power and greater driving control.



Strong High-Rigidity Frame

The high-rigidity steel frame isolates the occupants from noise, vibrations, and harshness. With structural strength that few in the industry can match, this durable frame can take years of punishment from heavy loads and rough terrain.



ROPS meets SAE and OSHA standards

For your safety and protection, a ROPS is a standard feature on the RTV-X1120D. This ROPS meets SAE J2194, OSHA 1928 and ANSI B71.9 standards.

RTV-X Series

Features

RTV-X1120D



20% Larger, Clog-Resistant Radiator

Open the hood, and you'll find the radiator and air-intake located high and up front, where the air is cleaner and cooler. This improves both radiator performance and simplifies maintenance. Kubota's wide fin pitch design minimizes clogging, further improving radiator performance.



Front & Rear Independent Suspension

Regardless of the terrain or load, independent suspension on all four wheels ensures a truly exceptional ride. Kubota's Extra Duty IRS (Independent Rear Suspension) technology also sets a new standard for durability.




Height-Adjustable Front & Rear Suspension

Whether you've got a heavy load or no load at all, adjustment of the front and rear suspension height will ensure the proper vehicle height for a smooth ride and optimum driveability.



High Ground Clearance— 10.4 inches

The new X-series raises the bar on ground clearance—to a full 10.4" with 8" of suspension travel—letting you glide over the bumps rather than through them.



CV Joint Protectors & Skid Plates

Obstacles on the trail? CV joint protectors and heavyduty skid plates will protect the most critical parts of the engine and transmission.



60:40 Split-Bench Seats

The split-bench style seat is ergonomically designed to provide hours of riding comfort. The driver's side is adjustable fore and aft.

RTV-X Series

Features

RTV-X1120D



Hydraulic Power Steering

Responsive hydrostatic power steering gives you the control you need to tame any terrain. The steering wheel is tilt-adjustable, allowing you to set the optimum angle for your driving style.



Digital Meter Cluster

Bright, with large, easy-to-read indicators, this digital meter cluster keeps you informed of all critical driving conditions, including speed, hours, and miles traveled. An Overheat Alarm (light and audio) helps prevent engine damage.



Easily Accessible Dash-mounted Parking Brake

The parking brake is conveniently located on the dashboard for easier access as well as more legroom.



Glove Box

A large glove box on the passenger side provides fast access to critical tools and personal effects.



Under-Seat Storage Compartments

Large compartments under the split-bench seats provide plenty of convenient storage space for tools, tie-downs, and personal items.




Hydraulic Dumping Cargo Box

With the flick of a single lever, the hydraulic-lift cargo box rises and your cargo slides out. Cargo that could take significant physical strength and time to unload can now be dumped with little effort in mere seconds.

RTV-X Series

Features

RTV-X1120D



Tie-down hooks in four corners of Cargo Box

Four tie-down hooks in the corners of the cargo box help keep loads in place no matter how rough the terrain.



1100 lbs Cargo Capacity

It's not enough to get you there and back. You need to get your stuff there and back, as well. This heavy-duty steel cargo box can do that for you, carrying up to a half-ton (1,102 lbs.) of tools, firewood, gear, supplies...whatever you need to haul from here to there and back again. Cargo tie-down hooks help keep your gear secure.



Factory Spray-on Bed Liner Option

An optional factory-installed bed liner helps protect the cargo bed from dirt and damage.



1300 lbs Towing Capacity

Standard front and rear two-inch hitch receivers at the front and back let you tow up to 1,300 lbs. of gear.